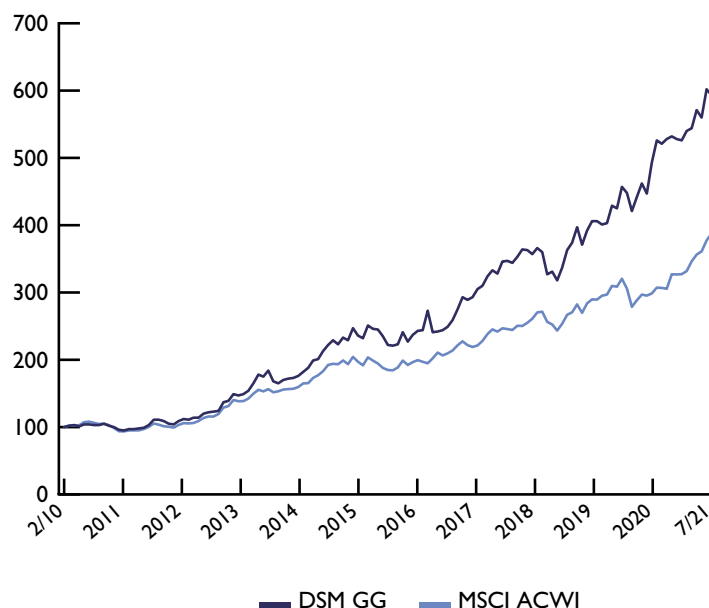


Fund Facts

Responsible Entity	Equity Trustees Limited
Portfolio Manager	DSM Capital Partners
Investment Manager	Mantis Funds
Sales/Marketing Manager	Clearway Capital Solutions
Fund Inception date	9 February 2021
Strategy Inception date	1 October 2010
APIR	ETL0199AU
Base currency	Australian dollars
Management fee	1.15% of NAV
Performance fee	None
Investment minimums	AUD25,000
Buy/sell spread	0.2%
Liquidity	Daily
Benchmark	MSCI All Country World Index Net
Platforms	BT, Macquarie, Hub24, Netwealth, Powerwrap

Performance (Growth of AUD \$100)



Investment Performance AUD (%)

Performance	Annualized						
	1m	3m	6m	1yr	3yr	5yr	Since Inception
DSM Global Growth Equity Fund	(1.17)	3.71	-	-	-	-	4.57*
MSCI ACWI Net Total Return	2.84	8.88	-	-	-	-	13.38*
DSM Global Growth Strategy Net	(1.42)	3.89	12.76	20.43	18.44	20.14	17.87
MSCI ACWI Net Total Return	2.84	8.88	18.57	29.94	14.13	14.57	13.33

Past performance is not a reliable indicator of future performance.

*Fund returns are cumulative.

About DSM Capital Partners

DSM was founded in 2001 by Daniel Strickberger and Stephen Memishian. DSM actively manages growth stock investment portfolios for a wide range of clients, including pension plans, foundations and endowments, other institutions, and individuals. Headquartered in Palm Beach Gardens, Florida with over \$9.7 billion in assets under management as of 31 December 2020, DSM has always been and remains today 100% employee and founder owned. As growth specialists with a valuation discipline, the firm follows a structured investment process designed to identify quality companies presenting compelling and long-term revenue and earnings growth and selling at prices that provide attractive returns. An independent boutique, DSM benefits from the best of both worlds combining an entrepreneurial 'proprietor' culture with the resources of a long-established global financial services organization.

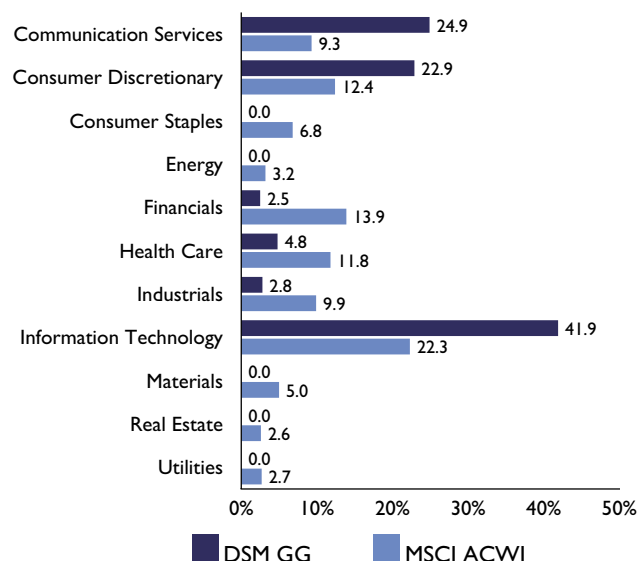
Portfolio Characteristics

	Fund	MSCI ACWI
Number of Holdings	31	2967
Weighted Avg Market Cap	\$706B	\$362B
Trailing P/E	42.7x	24.7x
Forward P/E	29.2x	18.2x
Price to Book Ratio	7.6x	3.0x
Dividend Yield	0.6%	2.1%
LT Debt/Equity	49%	84%
Active Share	87%	NA

Source Bloomberg

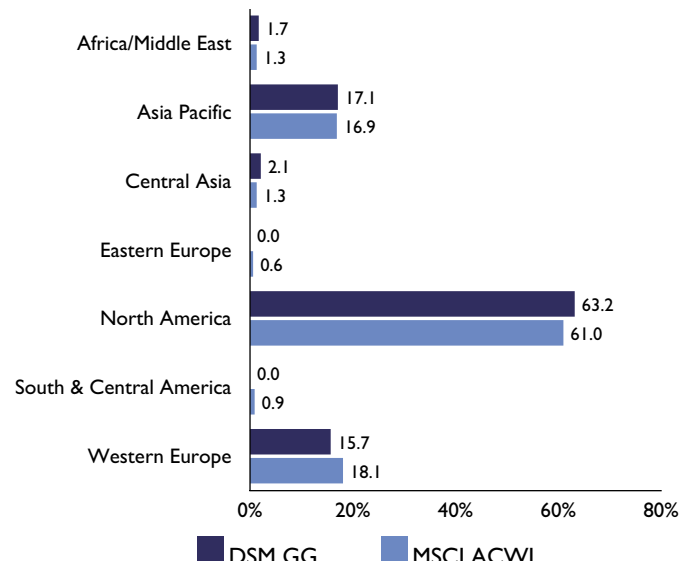
DISCLAIMER: Equity Trustees Limited ('EQT') (ABN46004031298AFSL240975) is the Responsible Entity for the DSM Global Growth Equity Fund. The material contained in this communication (and all its attachments) is general information only and has been prepared by DSM Capital Partners LLC ('DSM'). DSM is exempt from the requirement to hold an Australian Financial Services License under the Corporations Act in respect of the financial services it provides to wholesale clients only in Australia. It is not intended to take the place of professional advice and you should not act on any information made in this communication without first consulting your investment advisor in order to ascertain whether the information is appropriate, having regard to your investment objectives, financial situation and particular needs. Nothing in this communication shall be construed as a solicitation to buy or sell a security or to engage in or refrain from engaging in any transaction. DSM believes that the information contained herein is correct at the time of compilation. However, DSM and EQT provide no representation or warranty that it is accurate, complete, reliable or up to date, nor does DSM or EQT accept any obligation to correct or update the opinions (if any) in it. The opinions (if any) expressed are subject to change without notice. DSM and EQT do not accept any liability whatsoever for any direct, indirect, consequential or other loss arising from any use of the material contained in this communication. This communication may refer to the past performance of a person, entity or financial product. Past performance is not a reliable indicator of future performance. Investors should obtain the relevant product disclosure statement and consider it before making any decision to invest. Importantly, performance is presented in AUD using spot rate MSCI, which is applied at the end months. This currency composite is hypothetical because DSM's Global Growth composite is comprised entirely of USD denominated accounts.

Sector Allocation (%)



Source: Bloomberg

Regional Allocation (%)



Source: Bloomberg

Contributors to Return Since Inception (bps)

Top 5		Bottom 5	
Alphabet Inc. Cl.A	+274	New Oriental Ed.ADR	-575
Facebook Inc.	+254	Tencent Holdings Ltd.	-205
Microsoft Corp.	+175	Alibaba Group Hlds ADR	-201
Evolution AB	+166	JD.com Inc.ADR	-195
Adobe Inc.	+165	Lufax Holding Ltd.ADR	-45

Top Ten Holdings (%)

Alphabet Inc. Cl.A	US	9.7
Microsoft Corp.	US	8.8
Facebook Inc.	US	8.4
Adobe Inc.	US	6.5
Amazon.com Inc.	US	6.2
PayPal Holdings Inc.	US	6.0
Capgemini SE	France	4.7
Alibaba Group Holding ADR	China	4.5
JD.com Inc.ADR	China	4.0
Intuit Inc.	US	4.0

Team Members

Experience

Managing Partner	DSM	Industry
Daniel Strickberger Chief Investment Officer	20	40
Portfolio Managers/Analysts		
David McVey, CFA, Deputy CIO	20	25
Kenneth Yang, CFA, Deputy CIO	7	22
Justin Burk, CFA	19	23
Hannah Chiang	6	23
Giles Evans	0	2
Takamune Fujikawa, CFA	3	26
Pinaki Kar	13	13
Steve Tish, CFA	14	29
Eric Woodworth, CFA	20	20

Enquiries

Clearway Capital Solutions
Suite 507, 147 King Street
Sydney NSW 2000, Australia
t. +61 2 9231 4350 m. +61 0 409 312 096
w. www.clearwaycapital.com.au
e. dsmcapital@clearwaycapital.com.au

Ratings



The rating issued 06/2021 is published by Lonsec Research Pty Ltd ABN 11 151 658 561 AFSL 421 445 (Lonsec). Ratings are general advice only, and have been prepared without taking account of your objectives, financial situation or needs. Consider your personal circumstances, read the product disclosure statement and seek independent financial advice before investing. The rating is not a recommendation to purchase, sell or hold any product. Past performance information is not indicative of future performance. Ratings are subject to change without notice and Lonsec assumes no obligation to update. Lonsec uses objective criteria and receives a fee from the Fund Manager. Visit lonsec.com.au for ratings information and to access the full report. © 2021 Lonsec. All rights reserved.